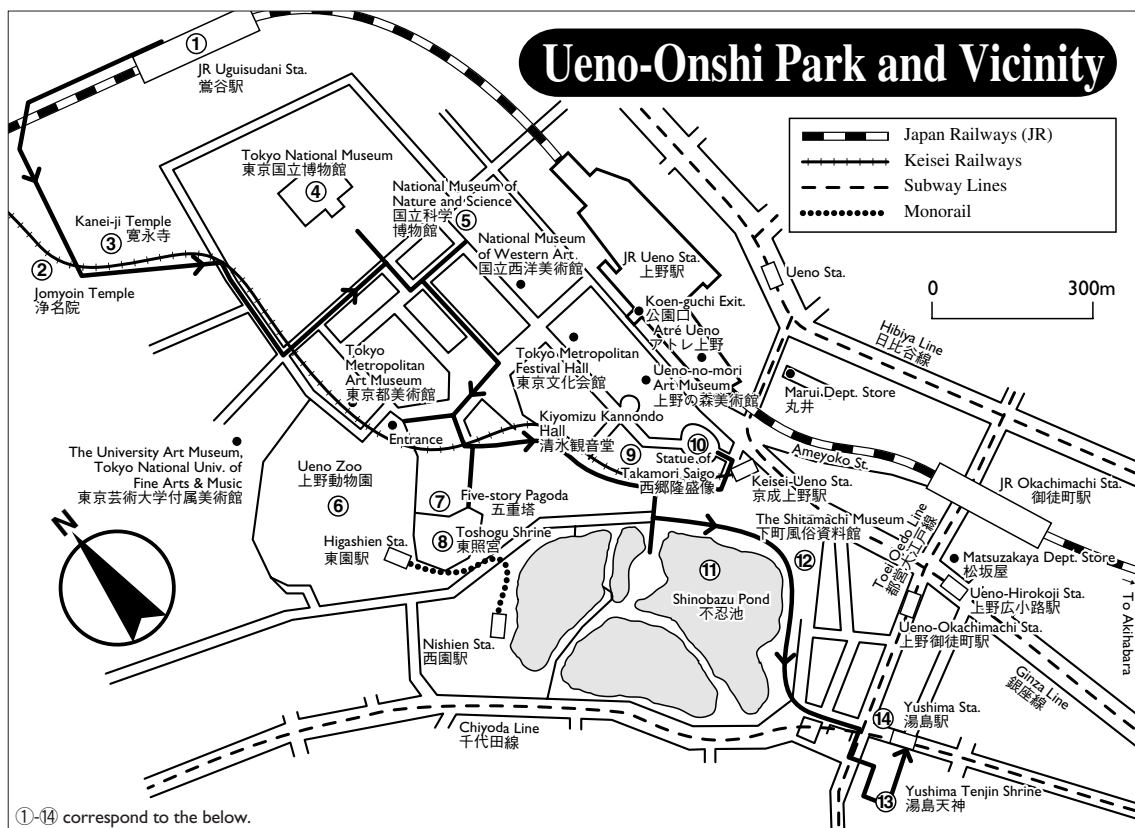




- ④ – ⑥ **Higashi Gyoen (東御苑)**, or the East Garden of the Imperial Palace, a 53-acre classical garden which was once the site of the great donjon of Edo Castle, features some 250,000 trees including representative prefectural trees, a small museum, several historical monuments and a small Japanese-style garden. Open: 9:00–16:30 (–16:00 Nov.–Feb.), (–17:00 Apr. 15–Aug.). Closed: Mon., Fri. (open when Mon. falls on a national holiday and closed the following day except Dec. 23), Dec. 28–Jan.3 and the days of imperial ceremony. Admission: Free. **Sannomaru Shozokan (宮内庁三の丸尚蔵館)** in the Garden display to the general public a portion of the roughly 7,000 pieces of art works that were donated by the Emperor in June 1989. For more information: <http://www.kunaicho.go.jp/eindex.html>
  - ⑦ **Kitanomaru Park (北の丸公園)** is an extensive turfed garden with a path running through it from Kitahanebashi-mon Gate. On the east side of the path are Nippon Budokan Hall, Science Museum and National Museum of Modern Art, and on the west is a cluster of trees growing around a pond.
  - ⑧ **Science Museum (科学技術館)**, a five-story building, houses three-dimensional displays of exhibits covering all fields of modern science ranging from space science to agriculture. Open: 9:30–16:50 (enter by 16:00). Closed: year-end & New Year's holiday. Admission: ¥600.
  - ⑨ **Nippon Budokan Hall (日本武道館)**, built in the ancient Japanese architectural style for the Tokyo Olympics, has been used for various sports meets and other events.
  - ⑩ **Chidorigafuchi (千鳥ヶ淵)** is known for the beauty of its cherry blossoms in spring, and for its enjoyable boating in the pond. Boat service: Mar. 1–Nov. 30, 11:00–16:30 (–17:30, Apr. 1–Sep. 30). Closed: Mon\*. Rental row boat: ¥500 (¥800 during cherry blossom's season) for 30 min.
  - ⑪ **Crafts Gallery, The National Museum of Modern Art, Tokyo (東京国立近代美術館・工芸館)**, displays 20th century paintings, prints, sculptures and other art works. The red-brick building was originally the headquarters of the Imperial Guard and is today an Important Cultural Property. Open: 10:00–17:00. Closed: Mon.\* and Dec. 29–Jan. 1 and the days for change of exhibitions. Admission: ¥200.
  - ⑫ **Art Museum, The National Museum of Modern Art, Tokyo (東京国立近代美術館・美術館)**, displays art works of the 20th century. Open: 10:00–17:00 (–20:00 on Fridays). Closed: Mon.\* and Dec. 29–Jan. 1 and the days for change of exhibitions. Admission: ¥420. For more information: <http://www.momat.go.jp/english/>
- Mon.\*: When Monday falls on a national holiday, it is open and is closed on the following day.  
 Note: Visitors are usually required to enter the museum 30 min. before closing.

**UENO-ONSHI PARK and VICINITY**



This is a stroll into history, culture and natural scenery.

- ① JR Uguisudani Sta. (10 min.) ..... ② Jomyoin Temple (5 min.) ..... ③ Kanei-ji Temple (5 min.) ..... ④ Tokyo National Museum (5 min.) ..... ⑤ National Museum of Nature and Science (5 min.) ..... ⑥ Ueno Zoo (2 min.) ..... ⑦ Five-story Pagoda (4 min.) ..... ⑧ Toshogu Shrine (4 min.) ..... ⑨ Kiyomizu Kannon-do Hall (1 min.) ..... ⑩ Statue of Takamori Saigo (1 min.) ..... ⑪ Shinobazu Pond (5 min.) ..... ⑫ Shitamachi Museum (15 min.) ..... ⑬ Yushima Tenjin Shrine (5 min.) ..... ⑭ Yushima Sta. (Subway Chiyoda Line)

- ② **Jomyoin Temple (浄名院)** is an old temple noted for its 84,000 “jizo” (Bodhisattva) stone images serenely standing in the quiet compound. Open: 7:00–17:00 daily (–16:30 in winter.) Admission: Free.
- ③ **Kan-eiji Temple (main hall) (寛永寺)**, used to be the most important Buddhist center in Edo (old Tokyo) during

the Tokugawa reign. Besides the main hall which still exists, there were 36 halls and towers and 36 subsidiary temples on the vast grounds which now form Ueno-Onshi Park. (9) Kiyomizu Kannondo Hall. Open: 9:00–17:00 daily. Admission: Free.) and (7) the Five-Story Pagoda) are also reminders of its former grandeur.

- ④ **Tokyo National Museum** (東京国立博物館) is the oldest museum in Japan with over 110,000 objects associated with Japanese and Far Eastern ancient and medieval art. Open: 9:30–17:00 (–18:00 on Sat., Sun. & national holidays in Apr.–Sep.; –20:00 on Fri. during special exhibition periods in Apr.–Dec.) Closed: Mon.\* and Dec. 28–Jan. 1. Admission: ¥600. For more information: <http://www.tnm.go.jp/en>
- ⑤ **National Museum of Nature and Science** (国立科学博物館) is devoted to both universal and Japanese scientific achievements and phenomena. Open: 9:00–17:00 (–20:00 on Fri). Closed: Mon.\* and Dec. 28–Jan. 1. Admission: ¥600. For more information: <http://www.kahaku.go.jp/english/>
- ⑥ **Ueno Zoo** (上野動物園) has the greatest collection of some 2,800 animals of 505 species from all over the world. It consists of two parts, Higashi-en and Nishi-en, which are connected by a 300 m monorail line. Open: 9:30–17:00 (enter by 16:00). Closed: Mon.\* and Dec. 29–Jan. 1. Admission: ¥600.
- ⑧ **Toshogu Shrine** (東照宮), built in the 17th century, dedicated to Tokugawa Ieyasu, the founder of the Tokugawa Shogunate. Its architectural style presents a delightful harmony of brilliant colors with symmetrical lines and angles. The

stone-flagged approach to the front gate of the shrine is lined on either side with hundreds of tall bronze lanterns, which were the gifts of feudal lords. Open: daily 9:00–sunset. Admission: ¥200.

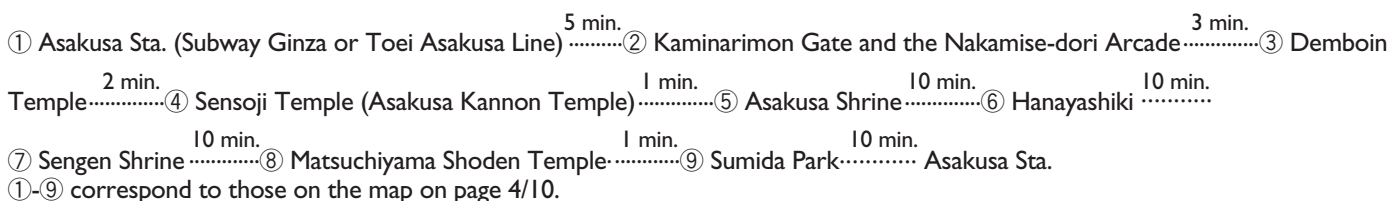
- ⑩ **Bronze Statue of Takamori Saigo** (西郷隆盛像), 3.63 m high, is the most beloved of Tokyoites. General Saigo (1827–1877), then a staff officer of the Imperialist forces, saved Edo from threatened devastation in the battle of 1868 which led to the fall of the Tokugawa regime.
- ⑪ **Shinobazu Pond** (不忍池), just below the hill on the zoo property, is a sanctuary for ducks and other waterfowl and is noted for its lotus flowers in August.
- ⑫ **The Shitamachi Museum** (下町風俗資料館), here you can see what the people’s lives were like in “Shitamachi,” a commoners’ town, in the early 20th century. Open: 9:30–16:30. Closed: Mon.\* year-end and New Year’s holiday. Admission: ¥300.
- ⑬ **Yushima Tenjin Shrine** (湯島天神), have been founded in the 14th century, is noted for the many plum trees dotting its grounds. Enshrined here is Michizane Sugawara, a great scholar of the 9th century. During the spring examination season, the shrine is thronged by students praying for their success in the entrance examinations. Open: 6:00–20:00 daily. Admission: Free.

Mon.\*: When Monday falls on a national holiday, it is open and is closed on the following day.  
 Note: Visitors are required to enter the museum 30 min before closing.

**THE ASAKUSA AREA**

This walking course enables you to catch a glimpse of the unique life-style of the common folk of Tokyo’s “downtown” area where the “old Edo” still exists and things are steeped in tradition. Asakusa is a district lying on the banks of the Sumida

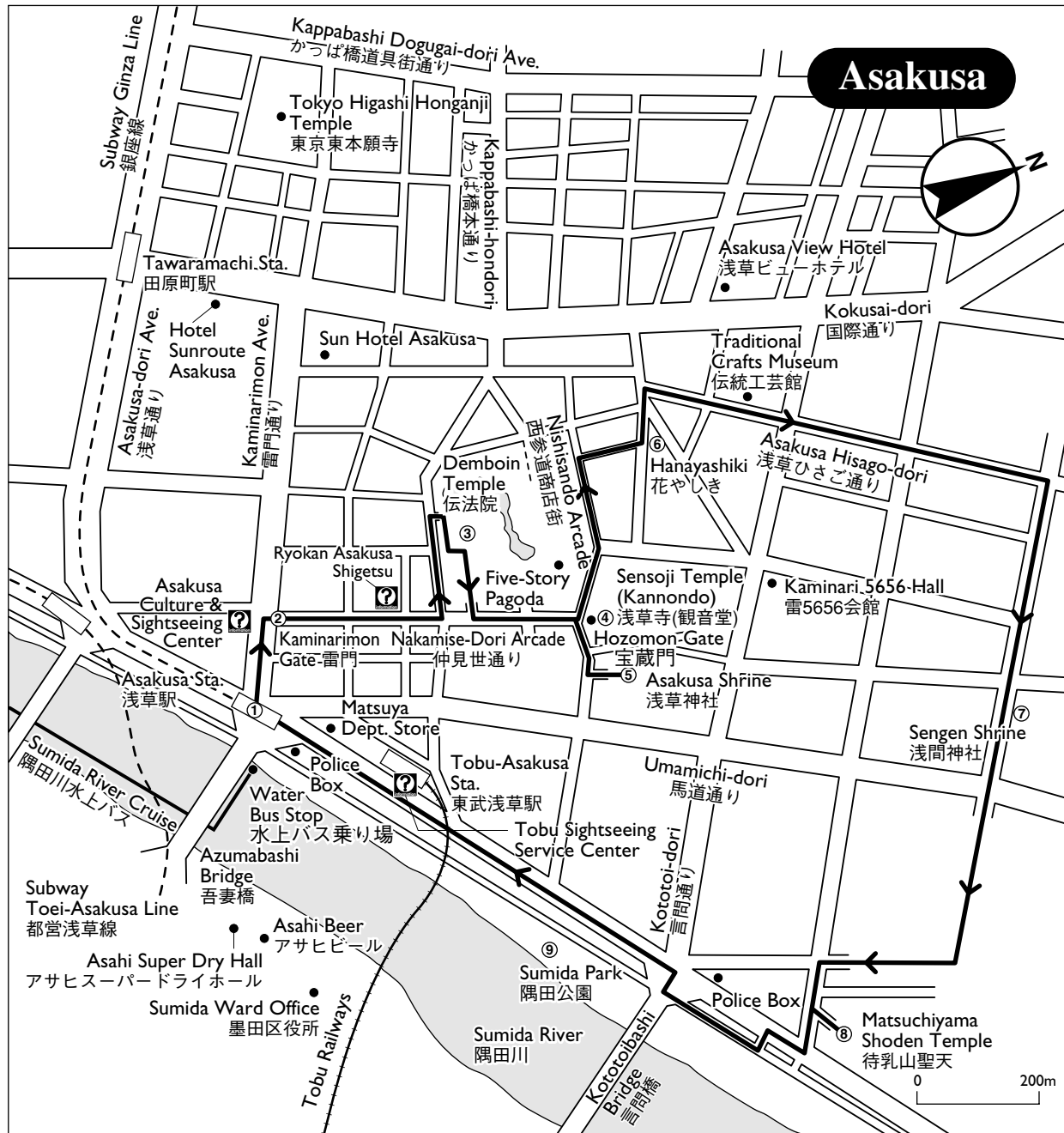
River to the east of Ueno, with Asakusa Kannon Temple as its focal point. It formed one of the largest downtown amusement centers in the city with a large number of movie houses, theaters and other pleasure facilities, in addition to numerous restaurants.



- ④ **Sensoji Temple** (浅草寺), or more popularly known as Asakusa Kannon Temple, is named after the Kannon or Goddess of Mercy to whom the tall main hall is dedicated. This temple is said to have been founded in the 7th century by three fishermen, who discovered in their nets one day a tiny image of Kannon only 5 cm in height. The imposing main hall, **Sensoji Hondo** (浅草寺本堂), (Open daily 6:00–17:00 (Apr.–Sep.), 6:30–17:00 (Oct.–Mar.), Admission: Free), is approached by the 9-m-wide, 140-m-long **Nakamise-dori Arcade** (仲見世通り), a paved promenade, extending from ② **Kaminarimon Gate** (雷門) with its huge red lantern and the wooden images of the Thunder and Wind Gods to **Hozomon Gate** (宝蔵門) or Treasure-house Gate. The promenade forms a colorful avenue of small shops and stalls selling everything from kimono and Japanese wigs to traditional candy. With their brightly colored decorations and uniform structure, these shops present a very picturesque sight, especially at night. To the right of the Kannondo stands Nitenmon Gate, an entrance to ⑤ **Asakusa Shrine** (浅草神

社), or more popularly Sanja-sama (lit. three shrines), built by order of the third Tokugawa Shogun in memory of the three fishermen. Sanja Matsuri Festival of the shrine, annually held in May, is very popular.

- ③ **Demboin Temple** (伝法院), situated to the west of Nakamise-dori Arcade, contains Sensoji Temple’s chief abbot’s living quarters. You need a permission to enter.
- ⑥ **Hanayashiki** (花やしき) is a small amusement park for young people. Open 10:00–17:00, 18:00, 19:00 or 21:00. Closed: Tue. Admission: ¥900 for adults.
- ⑦ **Sengen Shrine** (浅間神社) is noted for the Potted Plant Fair held in late May & late Jun.
- ⑧ **Matsuchiyama Shoden Temple** (待乳山聖天) is noted for the image of the Kannon Goddess standing on the right side of the approach. Open daily 6:00–16:30 (Apr.–Sep.), 6:30–16:30 (Oct.–Mar.). Admission: Free.
- ⑨ **Sumida Park** (隅田公園), a grand riverside park, contains a gymnasium and tennis courts.



Tourist Information in Asakusa Culture & Sightseeing Center: Open daily 10:00–17:00.

### Other Places of Interest:

**Sumida River Cruise** (Between Asakusa and Hinode Pier or Hama Rikyu Garden near JR Hamamatsuchō Sta.)

Time required: 40 min. One-way fare: ¥760 to Hinode Pier, ¥720 to the Garden. Departs almost every 40 min.

Contact: TOKYO Cruise Ship Co., LTD.

03-5733-4812 or 0120-977311 (9:30-17:30)

For more information: <http://www.suijobus.co.jp/english/index.html>

**Kappabashi Dogugai-dori Ave.:** Street with lots of wholesale shops such as kitchenware, food samples made of wax and the like.

## Tokyo's 3 Big Festivals

**Kanda Matsuri Festival of Kanda Myojin Shrine:** Held on the weekend closest to May 15 (its regular festival day) in every odd-numbered year. Dozens of Mikoshi (portable shrines) are paraded in the neighboring area of the shrine. A gala tea ceremony is also offered.

**Sanja Matsuri Festival of Asakusa Shrine:** Held for 3 days over the 3rd weekend in May. Nearly 100 Mikoshi (portable shrines) parade through the streets of the Asakusa District. Many other traditional entertainments are also performed.

**Sanno Festival of Hie Shrine:** Mid-Jun. in even-numbered years. This festival features a procession of Mikoshi (portable shrines) through the busy streets around the Akasaka District.

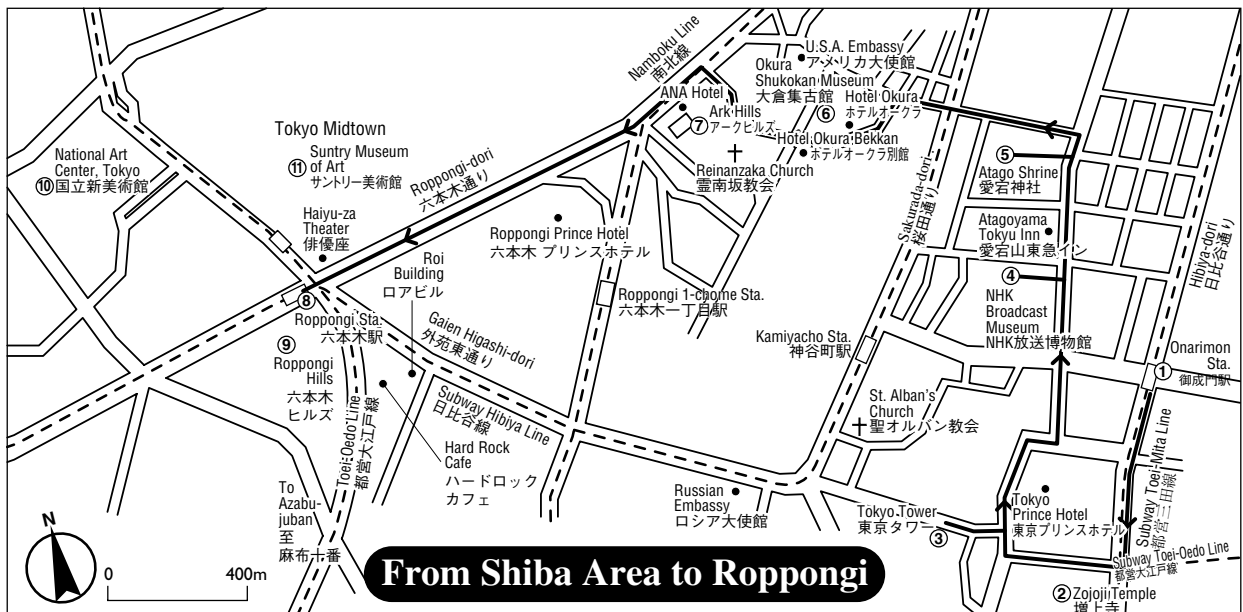
### Antique & Flea Markets In Tokyo

- At Togo Shrine** Hours: 1st Sun. of each month, 5:00–15:00.  
Access: 3-min. walk from Harajuku Sta. on JR Yamanote Line or 5-min. walk from Meijijingu-mae Sta. on Subway Chiyoda Line.
- At Nogi Shrine** Hours: 2nd Sun. of each month except Nov., from dawn to dusk.  
Access: 1-min. walk from Nogizaka Sta. on Subway Chiyoda Line.
- At Gokokuji Temple**  
Hours: 2nd Sat. of each month, 7:00–16:00.  
Access: 1-min. walk from Gokokuji Sta. on Subway Yurakucho Line.
- At Arai Yakushi Temple**  
Hours: Antique Markets: 1st Sun. of Feb. – Dec., and 2nd Sun. of Jan. dawn to dusk. (Temple festival or En-nichi: 8th, 18th, 28th day of each month, from around 10:00 to dusk).  
Access: 5-min. walk from Araiyakushi-mae Sta. on Seibu-Shinjuku Line or 15 min. walk from JR Nakano Sta.
- At Myohoji Temple**  
Hours: Every 2nd and 3rd Sun. of each month, 7:00-16:00.  
Access: 15 min. walk from Higashi-Koenji Sta., Subway Marunouchi Line.
- At Hanazono Shrine**  
Hours: Every Sun., from dawn to dusk.  
Access: 5-min. walk from Shinjuku-sanchoime Sta. on Subway Marunouchi or Toei Shinjuku Line.
- At Tomioka Hachimangu Shrine**  
Hours: 1st Sun. (except Jan.), 2nd Sun. of each month, from dawn to dusk.  
Access: 3-min. walk from Monzen-Nakacho Sta. or Kiba Sta. on Subway Tozai Line.
- Oedo Antiques Fair** (about 250 dealers. One of the largest open-air markets in Japan)  
Hours: Every 1st & 3rd Sun. of each month, 9:00-16:00  
Access: 1-min. walk from Yurakucho Sta. on JR Yamanote Line or Subway Yurakucho Line.  
Add.: Tokyo International Forum, 3-5-1, Marunouchi, Chiyoda-ku, Tokyo.  
Tel: 03-5805-1093/03-5444-2157 (executive committee)  
URL: <http://www.medissue.co.jp/oedo-antique/index.html>
- Meiji Park Super Jumbo Flea Market**  
Hours: Please check the homepage. (<http://www.otakara.net/>)  
Access: 7-min. walk from JR Sendagaya Sta. or 6-min. walk from Kokuritsu-Kyogijo Sta. on Subway Oedo Line.  
Add.: Kasumigatakecho, Shinjuku-ku, Tokyo.

### FROM SHIBA AREA TO ROPPONGI

Here you will see the modern, lively side of Tokyo as well as its traditional, quiet side.

- ① Onarimon Sta. (Subway Toei Mita Line) ..... 5 min. ② Zojoji Temple ..... 5 min. ③ Tokyo Tower ..... 8 min. ④ NHK Broadcast Museum
- ..... 5 min. ⑤ Atago Shrine ..... 20 min. ⑥ Okura Shukokan Museum ..... 3 min. ⑦ ARK Hills (Ark Mori Bldg., ANA Hotel, Suntory Hall) ..... 15 min.
- ⑧ Roppongi Sta. (Subway Hibiya Line, Subway Oedo Line) ..... 0-4 min. ⑨ Roppongi Hills ..... 8 min. ⑩ National Art Center, Tokyo ..... 5 min.
- ⑪ Tokyo Midtown ..... ⑫ Roppongi Sta. or Nogizaka Sta. (Subway Chiyoda line)





- ② **Tepeco Electric Energy Museum** (電力館), introduces the mechanism of power generation and power transmission, the activity of electricity in a city and households, and etc. You will also enjoy events of science laboratory and the attractions such as theater games. Open: 10:00–18:00. Closed: Wed. If Wednesday falls on a holiday, it is open and is closed on the following day. Admission: Free.
- ③ **Koen-dori** (公園通り), originating where the bronze statue of the faithful dog Chuken Hachiko stands, in front of the Hachiko-guchi Exit of Shibuya Station, is one of Tokyo's most fashionable streets, lined on either side with boutiques and appealing restaurants and often frequented by younger Tokyoites dressed more casually.
- ④ **Tobacco and Salt Museum** (たばこと塩の博物館), facing Parco Building across the street, exhibits items and documents relating to smoking and salt. It is also known for its fine collection of ukiyo-e woodblock prints in which tobacco accessories are depicted. Open: 10:00–18:00 (enter by 17:30) Closed: Mon.\* and Dec. 29–Jan. 3. Admission: ¥100. For more information: <http://www.jti.co.jp/Culture/museum/Welcome.html>
- ⑤ **NHK Broadcast Center** (NHK放送センター), a 23-story building, is complete with modern programming production facilities, including a computer center, a news center and a satellite transmission control center. **Studio Park** on the 3rd and 4th floors is open to the public, 10:00–18:00 (enter by 17:30), Closed: 3rd Mon.\* of each month except Aug. & Dec. and Dec. 25–31. Admission: ¥200.
- ⑥ **NHK Hall** (NHKホール), located next to the Broadcast Center, is a multipurpose auditorium designed for opera performances, concerts and other kinds of public performances.
- ⑦ **Yoyogi Sports Center** (国立代々木競技場), adjacent to the park, was one of the three major staging arenas for the Olympic Games. Here are two huge ultra-modern structures, the National Indoor Stadium that can accommodate 15,000 spectators for swimming and diving events, and its Annex housing a basketball court with a seating capacity of 4,000.
- ⑧ **Yoyogi Park** (代々木公園), the former site of Tokyo Olympic Village, is a quiet thickly-wooded park with a wild bird sanctuary, a children's playground and a cycling course.
- ⑨ **Meijijingu Shrine** (明治神宮), standing in an extensive thickly-wooded parkland, is dedicated to Emperor Meiji and his consort. The sanctuary is a particularly fine example of Shinto architecture. Open daily from dawn to sunset. Admission: Free. The Treasure exhibition behind the shrine contains objects associated with the Emperor. Open: 9:00–16:00 (Nov.–Mar.), 9:00–16:30 (Apr.–Oct.). Please enter 30 min before the closing time. Admission: ¥500. For more information: <http://www.meijijingu.or.jp/english/index.html>
- ⑩ **Ota Memorial Museum of Art** (太田記念美術館) exhibits the collection by Mr. Seizo Ota of woodblock prints. Open: 10:30–17:30 (enter by 17:00). Closed: Mon.\*, 27th to the end of every month and Dec. 11–Jan. 2. Admission: ¥700 or more. For more information: <http://www.ukiyoe-ota-muse.jp/english.html>
- ⑪ **Takeshita-dori** (竹下通り), energetic street lined with many boutiques, coffee shops and restaurants. “New teenage fashions” originate here and always attract a great many young boys and girls, who can be seen walking along this street eating ice cream or crepes in the typical “Harajuku” style.

To save time and money, use one of the following five passes.

**JR One-Day Train Pass in Tokyo “Tokyo Metropolitan District Pass” (Tokunai Free Pass 都区内バス)**

This pass is valid for unlimited travel for one day on all JR rail lines running within the city's 23 wards. Price: ¥730 for adults, ¥360 for children (6–12 years old).

**Common One-day Ticket Metro and Toei Subway (東京メトロ・都営地下鉄共通一日乗車券)**

This pass is valid for unlimited travel for one day on all Tokyo Metro and Toei subway lines. Price: ¥1,000 for adults, ¥500 for children (6–12 years old).

**Tokyo Metro Subways One-Day Open Ticket (Ichinichi Josha Ken 東京メトロ一日乗車券)**

The pass is valid for unlimited travel for one day on all Tokyo Metro subway lines. Price: ¥710 for adults, ¥360 for children (6–12 years old).

**JR Train, Subway & Bus One-Day Pass (Tokyo Free Kippu 東京フリーきっぷ)**

Valid for unlimited travel for one day on all of Tokyo's JR trains (within 23 wards), all subways, streetcars and city buses. Price: ¥1,580 for adults, ¥790 for children (6–12 years old).

**PASSNET (A common fare card for private railways in the Tokyo metropolitan area バスネット)**

Prepaid cards (valued at : ¥1,000, ¥3,000, ¥5,000) can be used as a stored fare system that networks almost all railways in the Tokyo metropolitan area except the Japan Railways (JR). By putting the card through an automated wicket, when you get on and off, the fare for a user 12 years old and above is automatically deducted from the card.

**One-Day Travel Pass for Toei Network (Ichinichi Josha Ken 都電・都バス・都営地下鉄一日乗車券)**

One-Day pass for Toei streetcars, Toei buses and Toei Subway lines. Price: ¥700 for adults, ¥350 for children (6–12 years old).

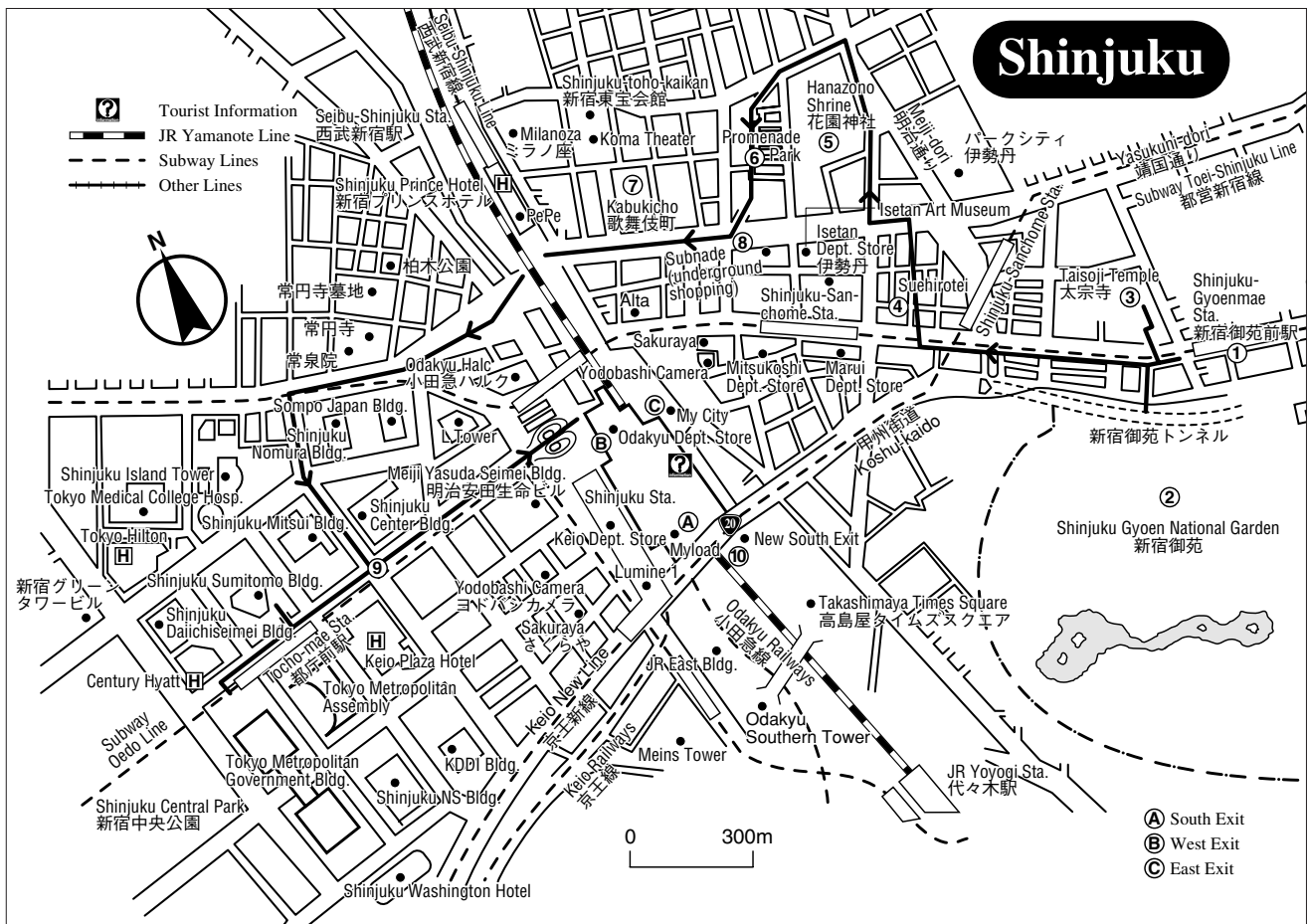
**THE SHINJUKU AREA**

Shinjuku is a fast developing shopping and amusement quarter, and is one of Tokyo's largest commuter terminals. There are three Shinjokus; South, East and West. Bustling South & East Shinjuku is a heaven for shopping, people-watching, movie-going,

eating and drinking. West Shinjuku, on the other hand, is exceptional for strolling along wide boulevards and Tokyo-viewing from the tops of the soaring skyscrapers.

① - ⑩ correspond to those on the map on page 8/10.

- ① Shinjuku-Gyoenmae Sta. (Subway Marunouchi Line) ..... ② Shinjuku Gyoen National Garden ..... ③ Taisoji Temple.....
- ④ Suehirotei ..... ⑤ Hanazono Shrine ..... ⑥ Shinjuku Promenade Park ..... ⑦ Kabukicho
- ⑧ Subnade ..... ⑨ Shinjuku's Skyscraper..... ⑩ Shinjuku South Entrance



①-⑩ correspond to those in The Shinjuku Area on the bottom of page 7/9 and below.

- ② **Shinjuku Gyoen National Garden** (新宿御苑), formerly the property of the Imperial Family, is now one of Tokyo's largest and most popular parks for strolling or admiring the flowering shrubs and foliage. Highlights of the year are the cherry blossoms in Apr. and the maple leaves in Autumn. Open: 9:00-16:30 (enter by 16:00). Closed: Mon.\* Dec.29-Jan.3 Admission: ¥200. <http://www.shinjukugyoen.go.jp/english/english-index.html>
- ③ **Taisoji Temple** (太宗寺), said to have been founded in 1668, houses the largest wooden statue in Tokyo of Yama (Enma) or the King of Hell. Open: 9:00-18:00. Admission: Free.
- ④ **Suehirotei** (末広亭), a variety theater, offers classical entertainment by storytellers.
- ⑤ **Hanazono Shrine** (花園神社), revered by Tokugawa, is noted for its grand "Tori-no-Ichi" Fair held on the "Cock Day" (lunar calendar) of Nov. at which lucky bamboo rakes decorated with trinkets are sold. Admission: Free.
- ⑥ **Shinjuku Promenade Park** (新宿遊歩道公園四季の路), a roadside promenade park, is a marble-flagged pavement lined on both sides with numerous trees and forms an "oasis" in the midst of this bustling area.
- ⑦ **Kabukicho** (歌舞伎町), is an amusement district for the young and adventurous, packed with many eateries, bars, game centers and movie houses.
- ⑧ **Subnade** (サブナード), extending for four blocks, is an underground fashionable street abounding with shops of all kinds.
- ⑨ **Shinjuku's Skyscraper** (高層ビル街) is a cluster of ultra-modern high-rise buildings from 25 to 55 stories in height. Some are modern hotels and others are office buildings the upper floors of which contain a number of restaurants featuring superb views. One of these is the **Tokyo Metropolitan Government Bldg.** (東京都庁): Its observatory on the 45th floor (202 m.) is open to the public. [North observatory] Open:



9:30-23:00 (enter by 22:30), Closed: 2nd and 4th Mondays (open when Monday falls on a national holiday and closed the following day.), Dec. 29-31 and Jan. 2-3. [South observatory] Open: 9:30-17:30 (enter by 17:00), Closed: 1st and 3rd Tuesdays (open when Tuesday falls on a national holiday and closed the following day.), Dec. 29-31 and Jan. 2-3. Admission: Free. Tel: 03-5320-7890

Mon.\*: When Monday falls on a national holiday, it is open and is closed on the following day.

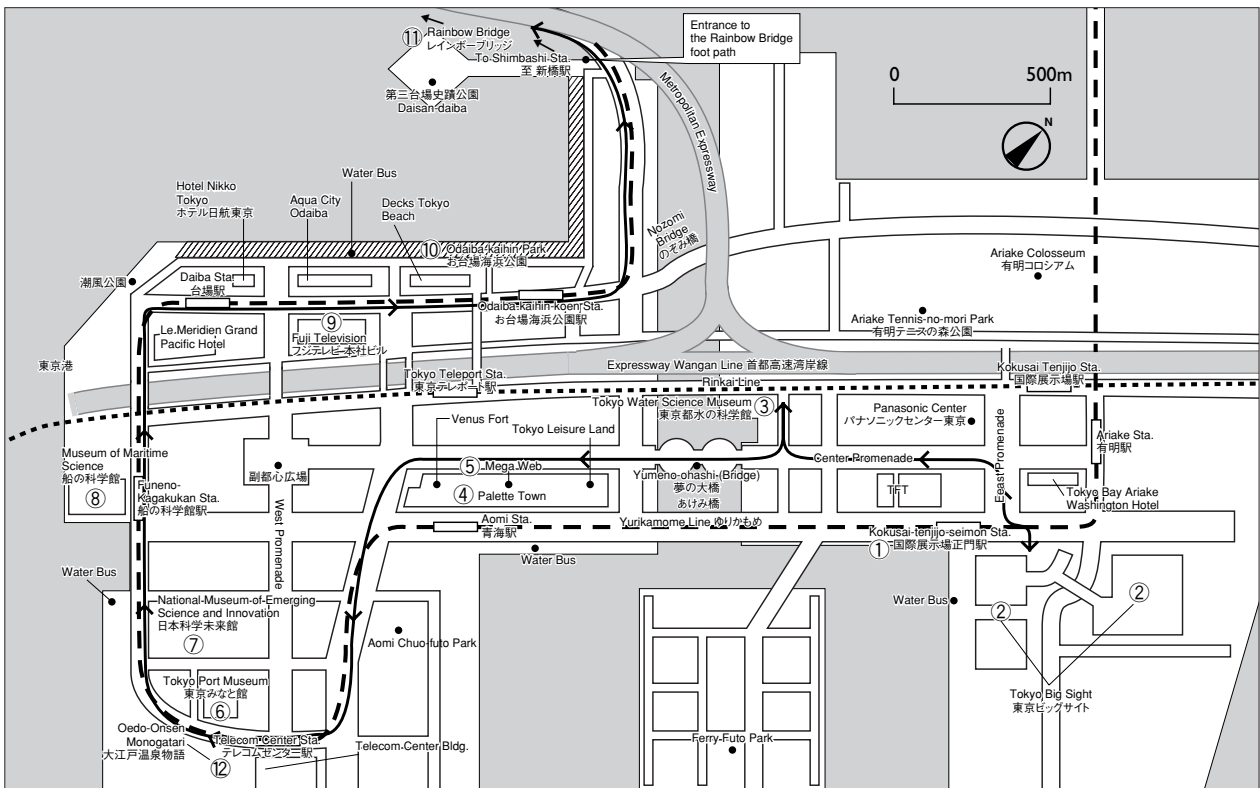
Note: Visitors are required to enter the museum 30 min. before closing.

For more information: <http://www.metro.tokyo.jp/ENGLISH/TMG/observat.htm>

⑩ **The Shinjuku Sta. South Exit Area (新宿駅南口エリア):** Takashimaya Times Square is right in front of the New South Exit of Shinjuku Station. The Shinjuku Southern Terrace is located on the opposite side of Takashimaya Times Square. The promenade is lined with fashionable shops and restaurants.

**RINKAI-FUKUTOSHIN**

- ① Kokusai-tenjiijo-seimon Sta. ..... 3 min. ② Tokyo Big Sight ..... 15 min. ③ Tokyo Water Science Museum ..... 10 min.  
 ④ Palette Town ..... 10 min. ⑤ Mega Web ..... 10 min. ⑥ Tokyo Port Museum ..... 5 min. ⑦ National Museum of Emerging Science and Innovation ..... 5 min.  
 ⑧ Museum of Maritime Science ..... 15 min. ⑨ Fuji Television ..... 5 min. ⑩ Odaiba-kaihin Park ..... 20 min. ⑪ Rainbow Bridge



- ② **Tokyo Big Sight (東京ビッグサイト)** is an exhibition hall with unique impressive design. A variety of events take place, from business exhibitions to rock concerts. There are also restaurants and an observatory. The opening hours may change depending on the event.
- ③ **The Tokyo Water Science Museum (東京都水の科学館)** is a reservoir in actual use. There are various interesting exhibits and a 30-min. tour in Japanese, such as how water is safely distributed. Open 9:30-17:00 (enter by 16:30) Closed: Mon.\* and Dec. 28-Jan. 4. Admission: Free.
- ④ **Palette Town (パレットタウン)** is a complex of leisure facilities. Venus Fort offers 160 of shops and restaurants in the classical Italian atmosphere. Mega Web is a showcase ranging from vintage cars to racing cars presented by TOYOTA.
- ⑤ **Mega Web (メガウェブ)**, Palette Town, I Aomi, Koto-ku, Tokyo.  
 The Toyota City Showcase pavilion with the various types of Toyota cars and attractions. You can select a car and test-drive it in 1.3 km driving course. Reservation is required in

- advance. Tel: (0070)800-489-000 or 03-3599-0809 (11:00-18:00 Japanese only).  
 Charges: ¥300 or more (depending on attractions). Open: 11:00-20:00 or 21:00. For more information: <http://www.megaweb.gr.jp/English/>
- ⑥ **Tokyo Port Museum (東京みなと館)**, located on the 20th floor of Aomi Frontier Bldg. exhibits panels, scale models, reflections showing the connection between Tokyo Port and Rinkai-fukutoshin. Open: 9:30-17:30 (enter by 17:00) Closed: Mon\*. Dec. 28-Jan. 4. Admission: ¥200.
- ⑦ **National Museum of Emerging Science and Innovation (日本科学未来館)**, nicknamed “MeSci” opened in July 2001. Here, visitors can experience the latest developments in science and technology by hands-on exhibits, participating in various events, and meeting scientists and technicians. Open: 10:00-17:00 (enter by 16:30). Closed: Tue. (except school holiday seasons), Dec. 28-Jan. 1. Admission: ¥500 (19 years old and over), ¥200 (up to 18 years old). For more information: <http://www.miraikan.jst.go>

jp/index\_e.html

- ⑧ **Museum of Maritime Science** (船の科学館) provides a valuable learning experience to all visitors through documents, videos, simulations and other displays. Open: 10:00–17:00 (–18:00 Sat., Sun., national holidays and in summer). Closed: Mon., Dec.28–Jan.1. Admission: ¥700 (adults), ¥400 (children).
- ⑨ **Fuji Television** (フジテレビ), dominating the Odaiba skyline, features its unique architecture designed by Kenzo Tange. Visitors can enjoy panoramic views of Tokyo from the observatory and get a behind the scenes look at the making of TV programs on the fifth floor promenade. Open: 10:00–20:00. (enter by 19:00) Closed: Mon.\* Admission: ¥500. For more information: <http://www.fujitv.co.jp/index.html>
- ⑩ **Odaiba-kaihin Park** (お台場海浜公園) is especially popular in Odaiba area. It is very pleasant to take a walk with fine

views of Rainbow Bridge. The beach provides a nice bathing place in Summer.

- ⑪ **Rainbow Bridge** (レインボーブリッジ) is regarded as the entrance to Tokyo Bay Area. It can be crossed using the Yurikamome Line, by cars or on foot. The best view point is from Odaiba-kaihin Park.
- ⑫ **Oedo-Onsen Monogatari** (大江戸温泉物語), opened in 2003 as first and only not spring theme park, has inside and open-air baths and a foot bath in a Japanese garden. Open: 11:00–8:00 of next morning. Entrance Fees: Adults (12 years old and over) ¥2,827, Children (4–11 years old) ¥1,575. (After 18:00: Adults ¥1,987, Children ¥1,575. If you stay after 2:00 a.m., additional ¥1,575 is charged.)

**Note:** Museums, gardens and many other facilities are closed during the New Year's holiday and generally, if their weekly closing day is a national holiday, they are closed the following day instead. Admission is usually 30min. before closing.



## TOURIST INFORMATION

### JNTO's Tourist Information Center:

10th fl., Tokyo Kotsu Kaikan Bldg., 2-10-1, Yurakucho, Chiyoda-ku, Tokyo 100-0006 Tel.(03)3201-3331  
9:00–17:00; Open all year around (Only telephone service is available on Jan. 1st.)

### Tokyo Tourist Information Centers (Tokyo Metropolitan Government):

**Tokyo Metropolitan Government Building Head Office**  
(Main Bldg. No.1, 1F) Tel. (03)5321-3077  
9:30–18:30; Closed on year-end & New Year's holiday

**Haneda Airport Branch (Haneda Airport Big Bird Bldg. 1F)**  
9:00–22:00; Open daily Tel. (03)5757-9345

**Keisei Ueno Station Branch (outside Keisei Ueno Station ticket gate)**  
9:30–18:30; Open daily Tel. (03)3836-3471

**Asakusa Cultural and Sightseeing Center**  
2-18-9, Kaminarimon, Taito-ku, Tokyo. Tel: (03)3842-5566  
9:30–20:00 (English spoken: 10:00–17:00); Open daily

**Odakyu Sightseeing Service Center**  
1-1-3, Nishi-Shinjuku, Shinjuku-ku, Tokyo. Tel: (03)5321-7887  
8:00–18:00; Open daily

**Ryokan Asakusa Shigetsu**  
1-31-11, Asakusa, Taito-ku, Tokyo. Tel: (03)3843-2345  
7:00–23:00; Open daily

**TOBU Sightseeing Service Center** Tel: (03)3841-2871  
Asakusa Sta., 1-4-16, Hanakawado, Taito-ku, Tokyo.  
8:00–14:30; Closed on Dec.30–Jan.3



**Goodwill Guide Groups** offer tourists from overseas local tours guided in English or other languages. The guides are registered with JNTO and display the badge shown. As they are volunteers, there is no charge for their service. You are only expected to pay for their transportation, admission to tourist facilities if you visit any and their meals if you eat with them.

### JNTO Website

[www.jnto.go.jp/eng/arrange/essential/guideservice.html](http://www.jnto.go.jp/eng/arrange/essential/guideservice.html)



### Welcome Inn Reservation Center (WIRC)

is here to help you book economical accommodations at participating inns throughout the country. Our participating establishments, called "Welcome Inns", comprise a range of accommodations from hotels, business hotels, Ryokan, minshuku, pensions and Shukubo (temple lodgings) to youth hostels. Most of them have guest rooms at rates which do not exceed ¥8,000 yen per night (excluding tax and service charges) for a single room.

#### Reservation over the Internet

Visit our website at <http://www.itc.jp> and apply through our system.

Application deadline – generally 5 days ahead of your check-in date

#### Reservation at booking counters in Japan

To take advantage of our service, you must appear in person at any of the Welcome Inn reservation counters located at the Tourist Information Centers (at Narita International Airport and Kansai International Airport) and Kyoto Tourist Information (on the 9th Fl. of JR Kyoto Sta. Bldg.).

### Welcome Inn Reservation Center

c/o International Tourism Center of Japan  
Kinseisha-Kanda Bldg. 3F, 3-15 Kanda-Nishikicho, Chiyoda-ku, Tokyo 101-0054  
Tel:03-3233-3303 Fax:03-3233-3305

**Welcome Card** enables all overseas visitors to specific area to receive benefit of discounted fees at tourist facilities, accommodations, restaurants, souvenir shops, and more.

#### Tokyo Museum Guide

(Valid users) All non-Japanese

(Area of use) Tokyo

(Type) Printout of the web page

(Availability) The Tokyo Convention & Visitors Bureau's website at

[http://www.tcvb.or.jp/en/index\\_en.htm](http://www.tcvb.or.jp/en/index_en.htm)

(Use) Receive a discount by presenting a printout of the web page of any of the 12 art galleries and museums you wish to visit. Aida Mitsuo Museum; Okura Shukokan Museum; Science Museum; Seikado Bunko Art Museum; Suntory Museum of Art; Takagi Bonsai Museum; Toguri Museum of Art; Tokyo Tower Wax Museum; Ukiyo-e Ota Memorial Museum of Art; Yayoi Museum, Takehisa Yumeji Museum.

#### Tokyo Handy Guide / Tokyo Handy Map

(Valid users) All non-Japanese

(Area of use) Tokyo

(Type) Card

(Availability) JNTO TIC; Tokyo Tourist Information Centers (in Tokyo Metropolitan Government, Haneda Airport and Keisei Ueno Station); Tokyo Tourist Information Offices (145 offices in Tokyo); JNTO Overseas Offices and others.

(Use) You can receive a discount on the entrance fee at 37 affiliated facilities in Tokyo by showing this card (or using one of the enclosed coupons).

All information, including transportation schedules, fares, prices and accommodation charges, which is contained in this leaflet is based on data as of July 2007, and is subject to change without notice. While every effort is made to ensure the accuracy of all information, regrettably errors do occasionally occur. Therefore, you should check with organizations concerned for updated and accurate information on your chosen destination. JNTO shall not be liable for any loss or damage of whatever nature that may arise as a result, directly or indirectly, from the use of any of the information or material contained in this leaflet.